

Eastern New Mexico University - Roswell

Student Course Evaluation Spring 2021

Level: Eastern New Mexico University - Roswell

Response Rate: 3078/4457 (69.06 %)

At A Glance : Instructor At A Glance

5-Exceptional

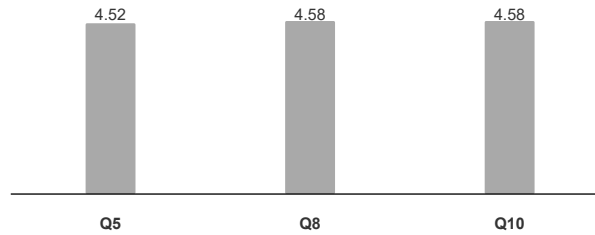
4

3

2

1-Unexceptional

0 - Not At All



Q5 - To what extent was your instructor....Engaged: My instructor found multiple different ways to explore, simplify, and clarify complex ideas.

Q8 - To what extent was your instructor....Focused: My instructor clearly presented the course material and objectives.

Q10 - To what extent was your instructor....A Fair Grader: My instructor measured my learning in timely, diverse, and generous ways.

1 - To what extent was your instructor....Respectful: My instructor created an unbiased environment conducive to learning.

Response Option	Weight	Frequency	Percent	Percent Responses	Means	
5-Exceptional	(5)	2326	75.86%		4.64	
4	(4)	462	15.07%			
3	(3)	178	5.81%			
2	(2)	58	1.89%			
1-Unexceptional	(1)	24	0.78%			
0 - Not At All	(0)	18	0.59%			
Response Rate				Mean	STD	Median
3066/4457 (68.79%)				4.64	0.75	5.00

2 - To what extent was your instructor.... Challenging: My instructor encouraged me to engage creatively and critically with complex tasks.

Response Option	Weight	Frequency	Percent	Percent Responses	Means	
5-Exceptional	(5)	2185	71.59%		4.56	
4	(4)	505	16.55%			
3	(3)	224	7.34%			
2	(2)	87	2.85%			
1- Unexceptional	(1)	29	0.95%			
0 - Not At All	(0)	22	0.72%			
Response Rate				Mean	STD	Median
3052/4457 (68.48%)				4.56	0.83	5.00

3 - To what extent was your instructor....Communicative: My instructor communicated effectively and responded to my questions and concerns in a helpful manner.

Response Option	Weight	Frequency	Percent	Percent Responses	Means	
5-Exceptional	(5)	2194	72.34%		4.55	
4	(4)	471	15.53%			
3	(3)	192	6.33%			
2	(2)	97	3.20%			
1-Unexceptional	(1)	48	1.58%			
0 - Not At All	(0)	31	1.02%			
Response Rate				Mean	STD	Median
3033/4457 (68.05%)				4.55	0.87	5.00

Eastern New Mexico University - Roswell
Student Course Evaluation Spring 2021

Level: Eastern New Mexico University - Roswell

Response Rate: 3078/4457 (69.06 %)

4 - To what extent was your instructor....Enthusiastic: My instructor expressed enthusiasm for the material and inspired me to engage with the subject.					
Response Option	Weight	Frequency	Percent	Percent Responses	Means
5-Exceptional	(5)	2128	70.05%		4.54
4	(4)	515	16.95%		
3	(3)	236	7.77%		
2	(2)	90	2.96%		
1-Unexceptional	(1)	32	1.05%		
0 - Not At All	(0)	37	1.22%		
Response Rate			Mean	STD	Median
3038/4457 (68.16%)			4.54	0.84	5.00

5 - To what extent was your instructor....Engaged: My instructor found multiple different ways to explore, simplify, and clarify complex ideas.					
Response Option	Weight	Frequency	Percent	Percent Responses	Means
5-Exceptional	(5)	2117	69.82%		4.52
4	(4)	487	16.06%		
3	(3)	254	8.38%		
2	(2)	101	3.33%		
1-Unexceptional	(1)	34	1.12%		
0 - Not At All	(0)	39	1.29%		
Response Rate			Mean	STD	Median
3032/4457 (68.03%)			4.52	0.87	5.00

6 - To what extent was your instructor....Accessible: My instructor kept me informed and was responsive to my questions, concerns, and outreach for additional support.					
Response Option	Weight	Frequency	Percent	Percent Responses	Means
5-Exceptional	(5)	2171	71.56%		4.56
4	(4)	484	15.95%		
3	(3)	217	7.15%		
2	(2)	78	2.57%		
1-Unexceptional	(1)	44	1.45%		
0 - Not At All	(0)	40	1.32%		
Response Rate			Mean	STD	Median
3034/4457 (68.07%)			4.56	0.85	5.00

7 - To what extent was your instructor....Knowledgeable: My instructor knew the material and demonstrated knowledge of the subject area.					
Response Option	Weight	Frequency	Percent	Percent Responses	Means
5-Exceptional	(5)	2301	75.99%		4.65
4	(4)	439	14.50%		
3	(3)	193	6.37%		
2	(2)	55	1.82%		
1-Unexceptional	(1)	17	0.56%		
0 - Not At All	(0)	23	0.76%		
Response Rate			Mean	STD	Median
3028/4457 (67.94%)			4.65	0.73	5.00

Eastern New Mexico University - Roswell
Student Course Evaluation Spring 2021

Level: Eastern New Mexico University - Roswell

Response Rate: 3078/4457 (69.06 %)

8 - To what extent was your instructor....Focused: My instructor clearly presented the course material and objectives.					
Response Option	Weight	Frequency	Percent	Percent Responses	Means
5-Exceptional	(5)	2204	72.74%		4.58
4	(4)	480	15.84%		
3	(3)	208	6.86%		
2	(2)	79	2.61%		
1-Unexceptional	(1)	33	1.09%		
0 - Not At All	(0)	26	0.86%		
				0 25 50 100	Question
Response Rate		Mean		STD	Median
3030/4457 (67.98%)		4.58		0.82	5.00

9 - To what extent was your instructor....Organized: My instructor organized and presented discussions, issues, tasks, and assignments efficiently.					
Response Option	Weight	Frequency	Percent	Percent Responses	Means
5-Exceptional	(5)	2163	71.41%		4.56
4	(4)	499	16.47%		
3	(3)	236	7.79%		
2	(2)	74	2.44%		
1-Unexceptional	(1)	34	1.12%		
0 - Not At All	(0)	23	0.76%		
				0 25 50 100	Question
Response Rate		Mean		STD	Median
3029/4457 (67.96%)		4.56		0.83	5.00





10 - To what extent was your instructor....A Fair Grader: My instructor measured my learning in timely, diverse, and generous ways.					
Response Option	Weight	Frequency	Percent	Percent Responses	Means
5-Exceptional	(5)	2179	71.82%		4.58
4	(4)	497	16.38%		
3	(3)	225	7.42%		
2	(2)	72	2.37%		
1-Unexceptional	(1)	25	0.82%		
0 - Not At All	(0)	36	1.19%		
				0 25 50 100	Question
Response Rate		Mean		STD	Median
3034/4457 (68.07%)		4.58		0.80	5.00

11 - Considering your experience as a whole, would you take another course from your instructor?					
Response Option	Weight	Frequency	Percent	Percent Responses	Means
Yes	(2)	2744	91.07%		1.91
No	(1)	269	8.93%		
				0 25 50 100	Question
Response Rate		Mean		STD	Median
3013/4457 (67.60%)		1.91		0.29	2.00

Eastern New Mexico University - Roswell
Student Course Evaluation Spring 2021

Level: Eastern New Mexico University - Roswell

Response Rate: 3078/4457 (69.06 %)

12 - Were the facilities, technology, and support adequate for you?						
Response Option	Weight	Frequency	Percent	Percent Responses	Means	
Yes	(2)	2523	83.29%			
No	(1)	166	5.48%			
Not applicable	(0)	340	11.22%			
				0 25 50 100	Question	
Response Rate			Mean		STD	Median
3029/4457 (67.96%)			1.94		0.24	2.00

Mean of Means Calculations	Mean			
Mean of Means	4.57			