

Eastern New Mexico University - Roswell

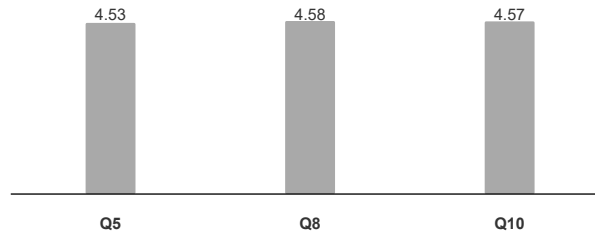
Student Course Evaluation Fall 2020

Level: Eastern New Mexico University - Roswell

Response Rate: 4228/6023 (70.20 %)

At A Glance : Instructor At A Glance

5-Exceptional
4
3
2
1-Unexceptional
0 - Not At All



Q5 - To what extent was your instructor....Engaged: My instructor found multiple different ways to explore, simplify, and clarify complex ideas.

Q8 - To what extent was your instructor....Focused: My instructor clearly presented the course material and objectives.

Q10 - To what extent was your instructor....A Fair Grader: My instructor measured my learning in timely, diverse, and generous ways.

1 - To what extent was your instructor....Respectful: My instructor created an unbiased environment conducive to learning.

Response Option	Weight	Frequency	Percent	Percent Responses	Means	
5-Exceptional	(5)	3161	72.72%		4.65	
4	(4)	717	16.49%			
3	(3)	247	5.68%			
2	(2)	56	1.29%			
1-Unexceptional	(1)	22	0.51%			
0 - Not At All	(0)	144	3.31%			
Response Rate				Mean	STD	Median
4190/6023 (72.17%)				4.65	0.70	5.00

2 - To what extent was your instructor.... Challenging: My instructor encouraged me to engage creatively and critically with complex tasks.

Response Option	Weight	Frequency	Percent	Percent Responses	Means	
5-Exceptional	(5)	3013	70.09%		4.59	
4	(4)	746	17.35%			
3	(3)	312	7.26%			
2	(2)	82	1.91%			
1- Unexceptional	(1)	20	0.47%			
0 - Not At All	(0)	126	2.93%			
Response Rate				Mean	STD	Median
4162/6023 (71.38%)				4.59	0.75	5.00

3 - To what extent was your instructor....Communicative: My instructor communicated effectively and responded to my questions and concerns in a helpful manner.

Response Option	Weight	Frequency	Percent	Percent Responses	Means	
5-Exceptional	(5)	3023	70.58%		4.57	
4	(4)	670	15.64%			
3	(3)	330	7.70%			
2	(2)	102	2.38%			
1-Unexceptional	(1)	33	0.77%			
0 - Not At All	(0)	125	2.92%			
Response Rate				Mean	STD	Median
4147/6023 (71.11%)				4.57	0.80	5.00

Eastern New Mexico University - Roswell
Student Course Evaluation Fall 2020

Level: Eastern New Mexico University - Roswell

Response Rate: 4228/6023 (70.20 %)

4 - To what extent was your instructor....Enthusiastic: My instructor expressed enthusiasm for the material and inspired me to engage with the subject.					
Response Option	Weight	Frequency	Percent	Percent Responses	Means
5-Exceptional	(5)	2957	69.07%		4.56
4	(4)	715	16.70%		
3	(3)	356	8.32%		
2	(2)	93	2.17%		
1-Unexceptional	(1)	31	0.72%		
0 - Not At All	(0)	129	3.01%		
Response Rate			Mean	STD	Median
4146/6023 (71.08%)			4.56	0.80	5.00

5 - To what extent was your instructor....Engaged: My instructor found multiple different ways to explore, simplify, and clarify complex ideas.					
Response Option	Weight	Frequency	Percent	Percent Responses	Means
5-Exceptional	(5)	2904	67.87%		4.53
4	(4)	731	17.08%		
3	(3)	370	8.65%		
2	(2)	113	2.64%		
1-Unexceptional	(1)	33	0.77%		
0 - Not At All	(0)	128	2.99%		
Response Rate			Mean	STD	Median
4146/6023 (71.04%)			4.53	0.83	5.00

6 - To what extent was your instructor....Accessible: My instructor kept me informed and was responsive to my questions, concerns, and outreach for additional support.					
Response Option	Weight	Frequency	Percent	Percent Responses	Means
5-Exceptional	(5)	2991	69.88%		4.56
4	(4)	697	16.29%		
3	(3)	326	7.62%		
2	(2)	117	2.73%		
1-Unexceptional	(1)	29	0.68%		
0 - Not At All	(0)	120	2.80%		
Response Rate			Mean	STD	Median
4145/6023 (71.06%)			4.56	0.81	5.00

7 - To what extent was your instructor....Knowledgeable: My instructor knew the material and demonstrated knowledge of the subject area.					
Response Option	Weight	Frequency	Percent	Percent Responses	Means
5-Exceptional	(5)	3154	73.99%		4.65
4	(4)	657	15.41%		
3	(3)	269	6.31%		
2	(2)	58	1.36%		
1-Unexceptional	(1)	27	0.63%		
0 - Not At All	(0)	98	2.30%		
Response Rate			Mean	STD	Median
4131/6023 (70.78%)			4.65	0.72	5.00

Eastern New Mexico University - Roswell
Student Course Evaluation Fall 2020

Level: Eastern New Mexico University - Roswell

Response Rate: 4228/6023 (70.20 %)

8 - To what extent was your instructor....Focused: My instructor clearly presented the course material and objectives.					
Response Option	Weight	Frequency	Percent	Percent Responses	Means
5-Exceptional	(5)	3014	70.59%		4.58
4	(4)	694	16.25%		
3	(3)	339	7.94%		
2	(2)	81	1.90%		
1-Unexceptional	(1)	32	0.75%		
0 - Not At All	(0)	110	2.58%		
				0 25 50 100	Question
Response Rate		Mean		STD	Median
4135/6023 (70.89%)		4.58		0.78	5.00

9 - To what extent was your instructor....Organized: My instructor organized and presented discussions, issues, tasks, and assignments efficiently.					
Response Option	Weight	Frequency	Percent	Percent Responses	Means
5-Exceptional	(5)	2972	69.77%		4.56
4	(4)	703	16.50%		
3	(3)	341	8.00%		
2	(2)	96	2.25%		
1-Unexceptional	(1)	39	0.92%		
0 - Not At All	(0)	109	2.56%		
				0 25 50 100	Question
Response Rate		Mean		STD	Median
4129/6023 (70.73%)		4.56		0.81	5.00





10 - To what extent was your instructor....A Fair Grader: My instructor measured my learning in timely, diverse, and generous ways.					
Response Option	Weight	Frequency	Percent	Percent Responses	Means
5-Exceptional	(5)	2988	69.99%		4.57
4	(4)	712	16.68%		
3	(3)	321	7.52%		
2	(2)	98	2.30%		
1-Unexceptional	(1)	33	0.77%		
0 - Not At All	(0)	117	2.74%		
				0 25 50 100	Question
Response Rate		Mean		STD	Median
4134/6023 (70.88%)		4.57		0.80	5.00

11 - Considering your experience as a whole, would you take another course from your instructor?					
Response Option	Weight	Frequency	Percent	Percent Responses	Means
Yes	(2)	3837	90.41%		1.90
No	(1)	407	9.59%		
				0 25 50 100	Question
Response Rate		Mean		STD	Median
4122/6023 (70.46%)		1.90		0.29	2.00

Eastern New Mexico University - Roswell
Student Course Evaluation Fall 2020

Level: Eastern New Mexico University - Roswell

Response Rate: 4228/6023 (70.20 %)

12 - Were the facilities, technology, and support adequate for you?						
Response Option	Weight	Frequency	Percent	Percent Responses	Means	
Yes	(2)	3532	82.60%			
No	(1)	263	6.15%			
Not applicable	(0)	481	11.25%			
				0 25 50 100	Question	
Response Rate			Mean		STD	Median
4141/6023 (70.99%)			1.93		0.25	2.00

Mean of Means Calculations	Mean			
Mean of Means	4.58			