




ACCESSING NetTutor[®]

ONLINE TUTORING ▶

TUTORIAL ASSISTANCE FOR VIRTUAL TUTORING

STEP 1




Go to our website:

roswell.enmu.edu

and click on "Cosmolink" on the top right-hand side


STEP 2



Log in with your credentials.

Reminder: make sure to use sd\ and then your username

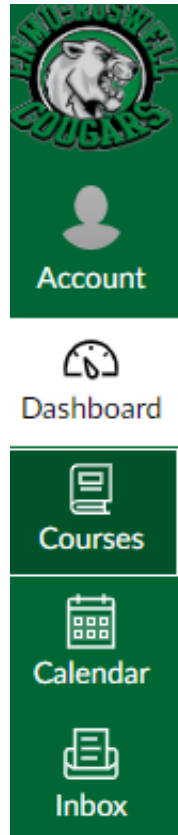
STEP 3



Select the Canvas icon on the top left-hand side of the page.



STEP 4



Dashboard



The Canvas Dashboard will display the courses you are enrolled in. Select the course for which you want to receive tutorial support.



STEP 5



ENGR_211_R_

Fall 2023

Home

Grades

NetTutor



Once in the Canvas course, select "NetTutor" from the course menu options at the left-hand side of the page



Hello, Stephanie.

Welcome to the Student Hub! Choose one of the options below to access student services and academic support.



NetTutor Tutoring Center

Connect with a friendly tutor. Help is just a click away.



NetTutor Writing Center

Need help with your writing? Drop off a paper or join a live session to get feedback from a writing tutor.



Customer Care

Not sure how to use the system? Read how-to articles or connect with a support tech.

You have 3 options to choose from:

NETTUTOR TRAINING CENTER

For tutoring, whether live or not, click on this first box

NETTUTOR WRITING CENTER

Obtain writing assistance or you can drop off your Paper for Review – Get help with your papers and essays (takes about 48 hours for a review to be returned to you)

CUSTOMER CARE

You can also get help navigating the site by clicking this box.

STEP 6

STEP 7

After clicking on **NETTUTOR TRAINING CENTER**, you will see a list of **SUBJECTS** will appear.

SELECT A SUBJECT to start a tutoring session for that subject. Scroll down the page to view all available subjects.

Please Select a Group to Receive Tutoring in That Area

- Math (Algebra, Basic Math, and Pre-Calculus) >
- Math (Calculus and Above) >
- Math (in Spanish) >
- Math (Statistics and Probability) >
- Music >
- Nursing and Health >
- Philosophy >
- Physics >



Math (Statistics and Probability)

**Drop in and Meet with a Live Tutor**

Wait for your turn to meet with a live tutor.

**Schedule an Appointment**

Go to the scheduling system to schedule an appointment with a tutor.

**Drop off a Question**

Drop your question off here.

**Your Math (Statistics and Probability)
Locker**

Watch videos of your previous sessions and review feedback on your dropped-off questions.

DROP IN AND MEET WITH A LIVE TUTOR

This will take you to a live tutor

SCHEDULE AN APPOINTMENT

You can set up a time convenient for you to meet with a live tutor.

DROP OFF A QUESTION

This will allow you to leave a question with a tutor, then you will receive an answer through an email at a later time.

YOUR LIVE TUTOR LOCKER

This will allow you to look back at previous sessions you had with NetTutor.

DESCRIPTIONS OF TUTORING OPTIONS

Your estimated wait time is under 5 minutes.

We are here to help.

You will be directed to the first available tutor, usually within a few minutes. **Keep this window open while you are waiting.**

When it is your turn, you will hear a bell and be brought to a room where you can collaborate with your tutor. Be sure to turn up the volume on your computer so you can hear when it is your turn.

Your tutoring session will be private. When it is over, you can review the material you covered in your session by visiting your locker.

It is difficult to estimate your exact waiting time because we believe each student deserves a full, helpful session and their tutor's undivided attention. This will be the level of support you receive too!



"I'll drop off my question and come back later for the reply."

If you choose this option, you will get out of line and will not connect with a live tutor. Don't worry! You can craft your question and drop it off, and then a tutor will send back a reply (usually within 24 hours).


Enter the title of your question below. Then, when the board opens, share your question and show as much work as you can. After you submit, visit the locker later for the tutor's reply.

Give your question a title to refer to later


30 characters remaining

Leave & Drop Off

While you are waiting, here are some study tips you can try



Skip a problem if you're stuck, but keep working on the rest of your assignment.



STEP 8

After choosing a tutoring option, you will see a screen that tells your estimated wait time.

You can watch a video on “How to ask a tutor a question in NetTutor”. A “cowbell” sound will ring when the tutor is ready for you. The Chat window will appear and you may begin your tutoring session.

