

# Occupational Therapy Assistant

Hybrid Learning + Required On-Campus Lab Immersion

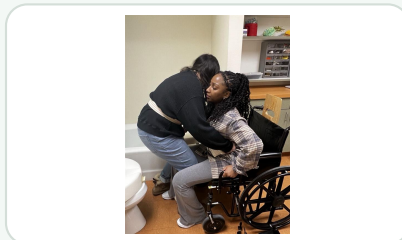
**Flexible learning.**  
**Hands-on clinical**  
**preparation.**  
**Real impact.**

Prepare for a meaningful healthcare career helping people participate in the daily activities that matter most.

- ACOTE-accredited OTA education
- Hands-on lab immersion and simulation
- Fully in-person fieldwork experiences
- Support for rural and nontraditional students



Hands-on OTA lab immersion



**Start here:** Meet with advising, review current admission requirements, and apply early for the spring-entry OTA cohort.



OTA program info

## Help people live life to the fullest

Occupational therapy assistants work under the supervision of occupational therapists to help individuals participate in meaningful daily activities at home, school, work, and in the community.

- Implement occupation-centered interventions and therapeutic activities.
- Support independence, safety, health, and quality of life across the lifespan.
- Use creative problem-solving, adaptive strategies, and real-world skill building.
- Document client progress and communicate with the occupational therapist.



Pediatric therapeutic play and occupation-based intervention

### Career Settings

Hospitals, schools, pediatrics, rehabilitation, skilled nursing, home health, behavioral health, outpatient therapy, and community-based practice.

### Student Support

Small cohorts, faculty guidance, advising, Canvas support, lab practice, simulation, and structured fieldwork preparation.

### Workforce Need

OTA education supports New Mexico healthcare access, especially for rural and underserved communities.

# Flexible format. Required hands-on skill validation.

The OTA program uses a hybrid delivery model with required on-campus lab immersion. Students complete structured online learning while also attending required in-person laboratory experiences for simulation, psychomotor skill development, clinical reasoning, safety, and competency validation.

## 1. Online Learning

Structured Canvas-based learning, discussion, preparation, reflection, and faculty-guided course activities.

## 2. Lab Immersion


Required on-campus lab sessions for hands-on practice, safety, simulation, and competency checks.

## 3. Fieldwork


Fieldwork experiences remain fully in-person to support real-world clinical preparation.



# What students practice in lab immersion



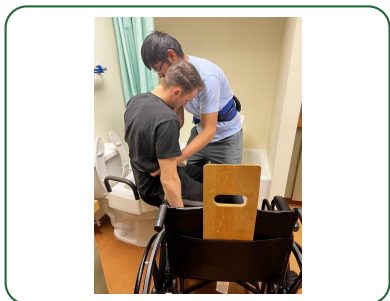
Splint fabrication and upper extremity support



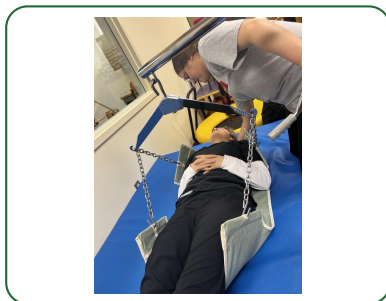
Clinical observation and vital signs



Sensory, psychosocial, and ADL intervention



Wheelchair positioning and mobility



Clinical reasoning and peer collaboration



Pediatric therapeutic activity

**Recruitment message:** Students do not just learn about OT. They practice, demonstrate, reflect, and prepare for real client-centered care.

# Plan early for spring-entry OTA coursework

Students are encouraged to complete advising, university admission, official transcripts, pre-admission coursework planning, and the OTA application before the published post-Thanksgiving application deadline for the active admission cycle.

## Recommended Pre-Admission Plan

- 1 Apply to ENMU-Roswell and open your student record.
- 2 Send all official high school, GED/HiSET, and college transcripts.
- 3 Meet with advising and review the current OTA application checklist.
- 4 Complete recommended pre-admission coursework with required grades/GPA.
- 5 Complete TEAS for Allied Health and submit OTA application materials.
- 6 Attend the OTA program interview if invited.

Area	Recommended Course	Cr.
English	ENGL 1110 Composition I or approved English option	3
Math	MATH 1130 or approved math option	3
Social/Behavioral	PSYC 1110 or approved social/behavioral option	3
Communication	COMM 1130 or approved communication option	3
Science	BIOL 2210 Human A&P I + Lab	4



**Before publication:** verify the current application deadline, checklist, TEAS requirements, tuition/cost links, and catalog language for the active admission cycle.

# A meaningful healthcare career with strong demand

Occupational therapy assistants help people regain, develop, and maintain skills needed for daily living. This career is a strong fit for students who enjoy helping others, problem-solving, hands-on learning, and working in healthcare or community settings.

**19%**

Projected OTA job growth

**\$68,340**

Median annual OTA pay

**16 weeks**

Level II fieldwork experience

## Where OTAs can work

- Hospitals
- Pediatrics
- Schools
- Inpatient rehabilitation
- Skilled nursing
- Home health
- Behavioral health
- Outpatient therapy
- Community-based practice



Clinical and community learning experiences help students connect classroom skills to real practice.

Career data source: U.S. Bureau of Labor Statistics, Occupational Therapy Assistants and Aides. Verify data before publication.

# Accreditation-safe language for public materials

Accreditation Council for Occupational Therapy Education

The Occupational Therapy Assistant Program at Eastern New Mexico University-Roswell is accredited by the Accreditation Council for Occupational Therapy Education (ACOTE) of the American Occupational Therapy Association (AOTA), located at 7501 Wisconsin Avenue, Suite 510E, Bethesda, MD 20814. ACOTE's telephone number, c/o AOTA, is (301) 652-AOTA (2682) or (301) 652-6611, and its web address is [www.acoteonline.org](http://www.acoteonline.org).

## Certification and Licensure

Graduates of the program are eligible to sit for the national certification examination for the occupational therapy assistant administered by the National Board for Certification in Occupational Therapy (NBCOT). After successful completion of this exam, the individual may become a Certified Occupational Therapy Assistant (COTA), and may apply for state licensure where required. A felony conviction may affect a graduate's ability to sit for the NBCOT certification examination or attain state licensure.

## Fieldwork Expectations

Fieldwork experiences are mandatory and remain fully in-person. Students should plan for scheduling requirements, transportation, possible out-of-town travel, onboarding requirements, background checks, drug screening, and related expenses as published by the program.

## ACOTE public-information items to verify before publication

- Current accreditation status and ACOTE contact information
- Current total program costs and financial aid resources
- Current graduation and NBCOT outcomes links
- Current admissions checklist, TEAS requirement, and deadlines
- Program delivery format and required lab immersion expectations
- Fieldwork travel, onboarding, and completion requirements

## Why this brochure is accreditation- and enrollment-ready

This page is intended for internal review by Marketing, Health Sciences, advising, and administration. It may be removed from the public-facing brochure if desired.

### **ACOTE Public Information**

Uses current ACOTE name, address, phone, web address, accreditation language, and certification/licensure language appropriate for prospective students.

### **Distance Education Clarity**

Clearly explains hybrid delivery with required on-campus lab immersion and fully in-person fieldwork expectations.

### **Curricular Integrity**

Promotes hands-on learning, simulation, clinical reasoning, psychomotor skill validation, and occupation-centered care without changing competencies.

### **HLC Institutional Effectiveness**

Shows mission-driven workforce responsiveness, student access, consistent communication, and data-informed recruitment planning.

### **CLEAR ILO Alignment**

Community, Literacy, Effectiveness, Analysis, and Responsibility are reflected through rural access, advising clarity, clinical preparation, data-informed planning, and transparent public information.

## Best photos to prioritize

- Use authentic ENMU-Roswell OTA student learning photos instead of stock images.
- Prioritize photos showing hands-on lab immersion, simulation, transfers, splinting, pediatric interventions, and clinical reasoning.
- Do not stretch images or crop off faces, hands, assistive technology, equipment, or the learning activity.
- Confirm photo releases before public distribution.
- Use accurate alt text that describes the learning activity without naming students.



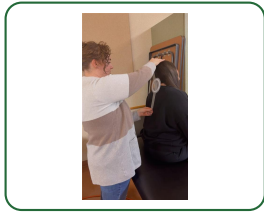
Cover / hands-on learning



Pediatric practice



# Individual photo options for Marketing



**Splint fabrication lab**  
OTA student fabricating a thermoplastic splint during hands-on laboratory training.



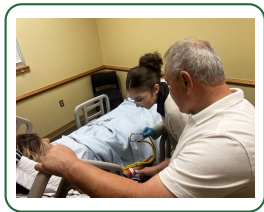
**Splinting collaboration**  
OTA students practicing splinting skills during a hands-on lab activity.



**Thermoplastic splint water pan**  
OTA student using a water pan to prepare thermoplastic material for custom splint fabrication.




**Range of motion assessment**  
OTA student practicing upper extremity range of motion measurement during laboratory training.



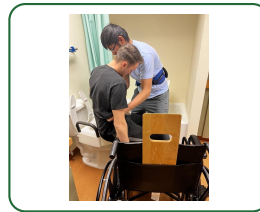
**Range of motion assessment station**  
OTA student practicing range of motion measurement with a seated peer during lab training.



**Toileting transfer training**  
OTA students practicing safe toileting transfer techniques using adaptive equipment.

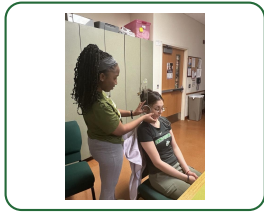


**Toileting transfer simulation**  
OTA student practicing functional toileting transfer techniques during a clinical simulation.



**Wheelchair positioning and mobility**  
OTA students practicing wheelchair positioning and functional mobility training.

# Individual photo options for Marketing



**Wheelchair ADL training**  
OTA student practicing activities of daily living and wheelchair mobility skills.



**Mechanical lift simulation**  
OTA student practicing safe mechanical lift transfer procedures during lab simulation.



**Mechanical lift setup**  
OTA student practicing mechanical lift setup and patient safety during laboratory simulation.



**Vital signs simulation**  
OTA students practicing vital signs and clinical observation skills during simulation.



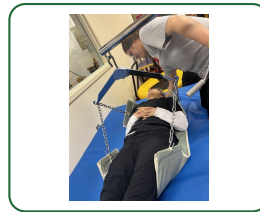
**Sensory ADL simulation**  
OTA student practicing sensory-based activities of daily living intervention strategies.



**Pediatric therapeutic play**  
OTA student engaging a child in therapeutic play during pediatric occupational therapy activities.



**Pediatric fine motor activity**  
OTA student supporting a child during a fine motor learning activity.



**Clinical skills group lab**  
OTA students participating in a collaborative hands-on clinical skills lab activity.

# Individual photo options for Marketing




**Wheelchair ramp mobility practice**  
OTA students practicing wheelchair mobility and accessibility skills on a ramp.




**Outdoor wheelchair mobility practice**  
OTA students practicing wheelchair mobility and community access skills outdoors.



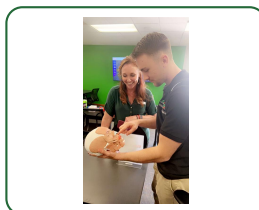
**Vital signs clinical simulation**  
OTA students practicing blood pressure and clinical observation skills during simulation.



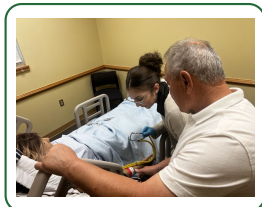
**Clinical site learning experience**  
OTA students participating in a clinical learning experience with a community partner.



**OTA class group photo**  
OTA students and faculty gathered in the laboratory learning environment.



**Anatomy clinical reasoning**  
OTA student learning anatomy and clinical reasoning with faculty guidance.



**Hands-on splinting activity**  
OTA students practicing upper extremity splinting techniques during lab immersion.



**Wheelchair mobility group activity**  
OTA students practicing wheelchair mobility skills in a group lab activity.

## Final review checklist

- Confirm final admission deadline and application checklist for the active admission cycle.
- Confirm tuition, fees, program cost, and financial aid links.
- Confirm current graduation, retention, and NBCOT outcome links.
- Confirm photo releases for all student images selected for public use.
- Confirm final catalog, course numbering, delivery model, and advising language.
- Confirm Marketing approval for logos, image placement, colors, and accessibility.

### Source notes

Sources used for content accuracy: ENMU-Roswell OTA Program webpage and OTA Application page; ACOTE Contact Us and Sample Program Webpage; U.S. Bureau of Labor Statistics Occupational Therapy Assistants and Aides Occupational Outlook Handbook; ENMU-Roswell Brand Book Guidelines provided by the user; ENMU-Roswell OTA Pre-Admission Degree Map provided by the user.



OTA Program Webpage



OTA Application



BLS OTA Outlook



ACOTE