

Eastern New Mexico University - Roswell

Student Course Evaluation Spring 2023

Level: Eastern New Mexico University - Roswell

Response Rate: 3940/6215 (63.40 %)

At A Glance: Instructor At A Glance

5-Exceptional

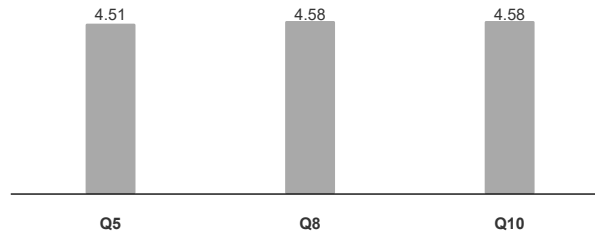
4

3

2

1-Unexceptional

0 - Not At All



Q5 - To what extent was your instructor....Engaged: My instructor found multiple different ways to explore, simplify, and clarify complex ideas.

Q8 - To what extent was your instructor....Focused: My instructor clearly presented the course material and objectives.

Q10 - To what extent was your instructor....A Fair Grader: My instructor measured my learning in timely, diverse, and generous ways.

1 - To what extent was your instructor....Respectful: My instructor created an unbiased environment conducive to learning.

Response Option	Weight	Frequency	Percent	Percent Responses	Means
5-Exceptional	(5)	2988	76.03%	<div><div></div></div>	4.65
4	(4)	591	15.04%	<div><div></div></div>	
3	(3)	244	6.21%	<div><div></div></div>	
2	(2)	61	1.55%	<div><div></div></div>	
1-Unexceptional	(1)	23	0.59%	<div><div></div></div>	
0 - Not At All	(0)	23	0.59%	<div><div></div></div>	
				0 25 50 100	Question
Response Rate				Mean	STD
3930/6215 (63.23%)				4.65	0.72
					Median
					5.00

2 - To what extent was your instructor.... Challenging: My instructor encouraged me to engage creatively and critically with complex tasks.

Response Option	Weight	Frequency	Percent	Percent Responses	Means
5-Exceptional	(5)	2808	72.28%	<div><div></div></div>	4.59
4	(4)	646	16.63%	<div><div></div></div>	
3	(3)	285	7.34%	<div><div></div></div>	
2	(2)	74	1.90%	<div><div></div></div>	
1- Unexceptional	(1)	30	0.77%	<div><div></div></div>	
0 - Not At All	(0)	42	1.08%	<div><div></div></div>	
				0 25 50 100	Question
Response Rate				Mean	STD
3885/6215 (62.51%)				4.59	0.77
					Median
					5.00

3 - To what extent was your instructor....Communicative: My instructor communicated effectively and responded to my questions and concerns in a helpful manner.

Response Option	Weight	Frequency	Percent	Percent Responses	Means
5-Exceptional	(5)	2788	71.74%	<div><div></div></div>	4.57
4	(4)	624	16.06%	<div><div></div></div>	
3	(3)	296	7.62%	<div><div></div></div>	
2	(2)	95	2.44%	<div><div></div></div>	
1-Unexceptional	(1)	42	1.08%	<div><div></div></div>	
0 - Not At All	(0)	41	1.06%	<div><div></div></div>	
				0 25 50 100	Question
Response Rate				Mean	STD
3886/6215 (62.53%)				4.57	0.82
					Median
					5.00

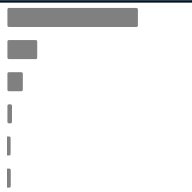
Eastern New Mexico University - Roswell

Student Course Evaluation Spring 2023


Level: Eastern New Mexico University - Roswell

Response Rate: 3940/6215 (63.40 %)


4 - To what extent was your instructor....Enthusiastic: My instructor expressed enthusiasm for the material and inspired me to engage with the subject.

Response Option	Weight	Frequency	Percent	Percent Responses	Means			
5-Exceptional	(5)	2755	70.90%		4.55			
4	(4)	629	16.19%					
3	(3)	325	8.36%					
2	(2)	96	2.47%					
1-Unexceptional	(1)	39	1.00%					
0 - Not At All	(0)	42	1.08%					
				02550100	Question			
Response Rate				Mean		STD		Median
3886/6215 (62.53%)				4.55		0.83		5.00

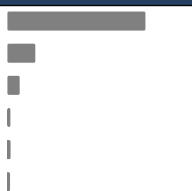
5 - To what extent was your instructor....Engaged: My instructor found multiple different ways to explore, simplify, and clarify complex ideas.

Response Option	Weight	Frequency	Percent	Percent Responses	Means			
5-Exceptional	(5)	2677	68.89%		4.51			
4	(4)	630	16.21%					
3	(3)	363	9.34%					
2	(2)	124	3.19%					
1-Unexceptional	(1)	41	1.06%					
0 - Not At All	(0)	51	1.31%					
				02550100	Question			
Response Rate				Mean		STD		Median
3886/6215 (62.53%)				4.51		0.87		5.00

6 - To what extent was your instructor....Accessible: My instructor kept me informed and was responsive to my questions, concerns, and outreach for additional support.

Response Option	Weight	Frequency	Percent	Percent Responses	Means			
5-Exceptional	(5)	2802	72.10%		4.58			
4	(4)	605	15.57%					
3	(3)	316	8.13%					
2	(2)	88	2.26%					
1-Unexceptional	(1)	33	0.85%					
0 - Not At All	(0)	42	1.08%					
				02550100	Question			
Response Rate				Mean		STD		Median
3886/6215 (62.53%)				4.58		0.81		5.00

7 - To what extent was your instructor....Knowledgeable: My instructor knew the material and demonstrated knowledge of the subject area.

Response Option	Weight	Frequency	Percent	Percent Responses	Means			
5-Exceptional	(5)	2910	74.98%		4.63			
4	(4)	588	15.15%					
3	(3)	258	6.65%					
2	(2)	60	1.55%					
1-Unexceptional	(1)	38	0.98%					
0 - Not At All	(0)	27	0.70%					
				02550100	Question			
Response Rate				Mean		STD		Median
3881/6215 (62.45%)				4.63		0.76		5.00


Eastern New Mexico University - Roswell

Student Course Evaluation Spring 2023


Level: Eastern New Mexico University - Roswell

Response Rate: 3940/6215 (63.40 %)

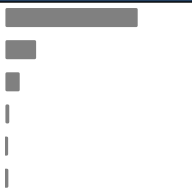
8 - To what extent was your instructor....Focused: My instructor clearly presented the course material and objectives.

Response Option	Weight	Frequency	Percent	Percent Responses	Means
5-Exceptional	(5)	2802	72.09%		4.58
4	(4)	616	15.85%		
3	(3)	309	7.95%		
2	(2)	91	2.34%		
1-Unexceptional	(1)	32	0.82%		
0 - Not At All	(0)	37	0.95%		
				0 25 50 100	Question
Response Rate				Mean	STD
3887/6215 (62.54%)				4.58	0.80
					Median
					5.00


9 - To what extent was your instructor....Organized: My instructor organized and presented discussions, issues, tasks, and assignments efficiently.

Response Option	Weight	Frequency	Percent	Percent Responses	Means
5-Exceptional	(5)	2789	71.99%		4.57
4	(4)	623	16.08%		
3	(3)	303	7.82%		
2	(2)	86	2.22%		
1-Unexceptional	(1)	39	1.01%		
0 - Not At All	(0)	34	0.88%		
				0 25 50 100	Question
Response Rate				Mean	STD
3874/6215 (62.33%)				4.57	0.81
					Median
					5.00

10 - To what extent was your instructor....A Fair Grader: My instructor measured my learning in timely, diverse, and generous ways.



Response Option	Weight	Frequency	Percent	Percent Responses	Means
5-Exceptional	(5)	2789	71.86%		4.58
4	(4)	647	16.67%		
3	(3)	301	7.76%		
2	(2)	81	2.09%		
1-Unexceptional	(1)	29	0.75%		
0 - Not At All	(0)	34	0.88%		
				0 25 50 100	Question
Response Rate				Mean	STD
3881/6215 (62.45%)				4.58	0.79
					Median
					5.00

11 - Considering your experience as a whole, would you take another course from your instructor?

Response Option	Weight	Frequency	Percent	Percent Responses	Means
Yes	(2)	3490	90.23%		1.90
No	(1)	378	9.77%		
				0 25 50 100	Question
Response Rate				Mean	STD
3868/6215 (62.24%)				1.90	0.30
					Median
					2.00

Eastern New Mexico University - Roswell
Student Course Evaluation Spring 2023

Level: Eastern New Mexico University - Roswell
Response Rate: 3940/6215 (63.40 %)

12 - Were the facilities, technology, and support adequate for you?							
Response Option	Weight	Frequency	Percent	Percent Responses	Means		
Yes	(2)	3557	91.79%			1.97	
No	(1)	116	2.99%				
Not applicable	(0)	202	5.21%				
				0 25 50 100	Question		
Response Rate				Mean	STD	Median	
3875/6215 (62.35%)				1.97	0.17	2.00	

Mean of Means Calculations	Mean			
Mean of Means	4.58			