

Eastern New Mexico University - Roswell

Student Course Evaluation Fall 2022

Level: Eastern New Mexico University - Roswell

Response Rate: 3299/5802 (56.86 %)

At A Glance: Instructor At A Glance

5-Exceptional

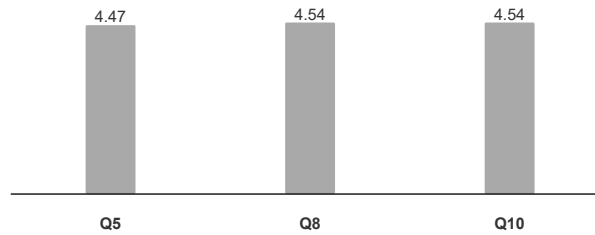
4

3

2

1-Unexceptional

0 - Not At All



Q5 - To what extent was your instructor....Engaged: My instructor found multiple different ways to explore, simplify, and clarify complex ideas.

Q8 - To what extent was your instructor....Focused: My instructor clearly presented the course material and objectives.

Q10 - To what extent was your instructor....A Fair Grader: My instructor measured my learning in timely, diverse, and generous ways.

1 - To what extent was your instructor....Respectful: My instructor created an unbiased environment conducive to learning.

Response Option	Weight	Frequency	Percent	Percent Responses	Means
5-Exceptional	(5)	2437	74.10%	<div><div></div></div>	4.63
4	(4)	509	15.48%	<div><div></div></div>	
3	(3)	223	6.78%	<div><div></div></div>	
2	(2)	53	1.61%	<div><div></div></div>	
1-Unexceptional	(1)	23	0.70%	<div><div></div></div>	
0 - Not At All	(0)	44	1.34%	<div><div></div></div>	
				0 25 50 100	Question
Response Rate				Mean	STD
3289/5802 (56.69%)				4.63	0.74
					Median
					5.00

2 - To what extent was your instructor.... Challenging: My instructor encouraged me to engage creatively and critically with complex tasks.

Response Option	Weight	Frequency	Percent	Percent Responses	Means
5-Exceptional	(5)	2266	69.32%	<div><div></div></div>	4.54
4	(4)	556	17.01%	<div><div></div></div>	
3	(3)	296	9.05%	<div><div></div></div>	
2	(2)	77	2.36%	<div><div></div></div>	
1- Unexceptional	(1)	29	0.89%	<div><div></div></div>	
0 - Not At All	(0)	45	1.38%	<div><div></div></div>	
				0 25 50 100	Question
Response Rate				Mean	STD
3269/5802 (56.34%)				4.54	0.83
					Median
					5.00

3 - To what extent was your instructor....Communicative: My instructor communicated effectively and responded to my questions and concerns in a helpful manner.

Response Option	Weight	Frequency	Percent	Percent Responses	Means
5-Exceptional	(5)	2284	69.93%	<div><div></div></div>	4.52
4	(4)	511	15.65%	<div><div></div></div>	
3	(3)	282	8.63%	<div><div></div></div>	
2	(2)	81	2.48%	<div><div></div></div>	
1-Unexceptional	(1)	54	1.65%	<div><div></div></div>	
0 - Not At All	(0)	54	1.65%	<div><div></div></div>	
				0 25 50 100	Question
Response Rate				Mean	STD
3266/5802 (56.29%)				4.52	0.88
					Median
					5.00


Eastern New Mexico University - Roswell

Student Course Evaluation Fall 2022


Level: Eastern New Mexico University - Roswell

Response Rate: 3299/5802 (56.86 %)


4 - To what extent was your instructor....Enthusiastic: My instructor expressed enthusiasm for the material and inspired me to engage with the subject.

Response Option	Weight	Frequency	Percent	Percent Responses	Means
5-Exceptional	(5)	2241	68.68%		4.51
4	(4)	532	16.30%		
3	(3)	301	9.22%		
2	(2)	93	2.85%		
1-Unexceptional	(1)	38	1.16%		
0 - Not At All	(0)	58	1.78%		
				0 25 50 100	Question
Response Rate				Mean	STD
3299/5802 (56.24%)				4.51	0.87
					Median
					5.00


5 - To what extent was your instructor....Engaged: My instructor found multiple different ways to explore, simplify, and clarify complex ideas.

Response Option	Weight	Frequency	Percent	Percent Responses	Means
5-Exceptional	(5)	2170	66.73%		4.47
4	(4)	566	17.40%		
3	(3)	304	9.35%		
2	(2)	101	3.11%		
1-Unexceptional	(1)	50	1.54%		
0 - Not At All	(0)	61	1.88%		
				0 25 50 100	Question
Response Rate				Mean	STD
3263/5802 (56.05%)				4.47	0.90
					Median
					5.00

6 - To what extent was your instructor....Accessible: My instructor kept me informed and was responsive to my questions, concerns, and outreach for additional support.

Response Option	Weight	Frequency	Percent	Percent Responses	Means
5-Exceptional	(5)	2283	70.10%		4.53
4	(4)	519	15.93%		
3	(3)	272	8.35%		
2	(2)	87	2.67%		
1-Unexceptional	(1)	50	1.54%		
0 - Not At All	(0)	46	1.41%		
				0 25 50 100	Question
Response Rate				Mean	STD
3257/5802 (56.14%)				4.53	0.88
					Median
					5.00

7 - To what extent was your instructor....Knowledgeable: My instructor knew the material and demonstrated knowledge of the subject area.

Response Option	Weight	Frequency	Percent	Percent Responses	Means
5-Exceptional	(5)	2403	73.67%		4.61
4	(4)	501	15.36%		
3	(3)	243	7.45%		
2	(2)	49	1.50%		
1-Unexceptional	(1)	34	1.04%		
0 - Not At All	(0)	32	0.98%		
				0 25 50 100	Question
Response Rate				Mean	STD
3262/5802 (56.22%)				4.61	0.78
					Median
					5.00

Eastern New Mexico University - Roswell

Student Course Evaluation Fall 2022

Level: Eastern New Mexico University - Roswell

Response Rate: 3299/5802 (56.86 %)

8 - To what extent was your instructor....Focused: My instructor clearly presented the course material and objectives.

Response Option	Weight	Frequency	Percent	Percent Responses	Means
5-Exceptional	(5)	2271	69.81%		4.54
4	(4)	568	17.46%		
3	(3)	246	7.56%		
2	(2)	77	2.37%		
1-Unexceptional	(1)	43	1.32%		
0 - Not At All	(0)	48	1.48%		
				0 25 50 100	Question
Response Rate				Mean	STD
3253/5802 (56.07%)				4.54	0.84
					Median
					5.00

9 - To what extent was your instructor....Organized: My instructor organized and presented discussions, issues, tasks, and assignments efficiently.

Response Option	Weight	Frequency	Percent	Percent Responses	Means
5-Exceptional	(5)	2273	69.62%		4.54
4	(4)	569	17.43%		
3	(3)	257	7.87%		
2	(2)	79	2.42%		
1-Unexceptional	(1)	38	1.16%		
0 - Not At All	(0)	49	1.50%		
				0 25 50 100	Question
Response Rate				Mean	STD
3265/5802 (56.27%)				4.54	0.84
					Median
					5.00

10 - To what extent was your instructor....A Fair Grader: My instructor measured my learning in timely, diverse, and generous ways.

Response Option	Weight	Frequency	Percent	Percent Responses	Means
5-Exceptional	(5)	2281	69.99%		4.54
4	(4)	532	16.32%		
3	(3)	285	8.75%		
2	(2)	77	2.36%		
1-Unexceptional	(1)	39	1.20%		
0 - Not At All	(0)	45	1.38%		
				0 25 50 100	Question
Response Rate				Mean	STD
3259/5802 (56.17%)				4.54	0.85
					Median
					5.00



11 - Considering your experience as a whole, would you take another course from your instructor?

Response Option	Weight	Frequency	Percent	Percent Responses	Means
Yes	(2)	2911	89.68%		1.90
No	(1)	335	10.32%		
				0 25 50 100	Question
Response Rate				Mean	STD
3246/5802 (55.95%)				1.90	0.30
					Median
					2.00

Eastern New Mexico University - Roswell
Student Course Evaluation Fall 2022

Level: Eastern New Mexico University - Roswell
Response Rate: 3299/5802 (56.86 %)

12 - Were the facilities, technology, and support adequate for you?

Response Option	Weight	Frequency	Percent	Percent Responses	Means			
Yes	(2)	2904	89.49%			1.96		
No	(1)	130	4.01%					
Not applicable	(0)	211	6.50%					
				0 25 50 100	Question			
Response Rate				Mean	STD	Median		
3245/5802 (55.93%)				1.96	0.20	2.00		

Mean of Means Calculations	Mean			
Mean of Means	4.54			