

Eastern New Mexico University - Roswell

Student Course Evaluation Spring 2022

Level: Eastern New Mexico University - Roswell

Response Rate: 3200/4224 (75.76 %)

At A Glance: Instructor At A Glance

5-Exceptional

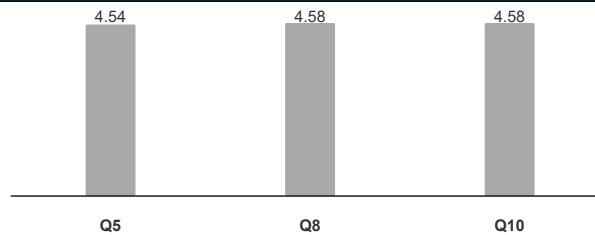
4

3

2

1-Unexceptional

0 - Not At All



Q5 - To what extent was your instructor....Engaged: My instructor found multiple different ways to explore, simplify, and clarify complex ideas.

Q8 - To what extent was your instructor....Focused: My instructor clearly presented the course material and objectives.

Q10 - To what extent was your instructor....A Fair Grader: My instructor measured my learning in timely, diverse, and generous ways.

1 - To what extent was your instructor....Respectful: My instructor created an unbiased environment conducive to learning.

Response Option	Weight	Frequency	Percent	Percent Responses	Means
5-Exceptional	(5)	2408	75.77%	<div><div></div></div>	4.66
4	(4)	471	14.82%	<div><div></div></div>	
3	(3)	192	6.04%	<div><div></div></div>	
2	(2)	43	1.35%	<div><div></div></div>	
1-Unexceptional	(1)	21	0.66%	<div><div></div></div>	
0 - Not At All	(0)	43	1.35%	<div><div></div></div>	
				0 25 50 100	Question
Response Rate				Mean	STD
3178/4224 (75.24%)				4.66	0.71
					Median
					5.00

2 - To what extent was your instructor.... Challenging: My instructor encouraged me to engage creatively and critically with complex tasks.

Response Option	Weight	Frequency	Percent	Percent Responses	Means
5-Exceptional	(5)	2260	71.75%	<div><div></div></div>	4.58
4	(4)	530	16.83%	<div><div></div></div>	
3	(3)	244	7.75%	<div><div></div></div>	
2	(2)	53	1.68%	<div><div></div></div>	
1- Unexceptional	(1)	30	0.95%	<div><div></div></div>	
0 - Not At All	(0)	33	1.05%	<div><div></div></div>	
				0 25 50 100	Question
Response Rate				Mean	STD
3150/4224 (74.57%)				4.58	0.79
					Median
					5.00

3 - To what extent was your instructor....Communicative: My instructor communicated effectively and responded to my questions and concerns in a helpful manner.

Response Option	Weight	Frequency	Percent	Percent Responses	Means
5-Exceptional	(5)	2278	72.27%	<div><div></div></div>	4.57
4	(4)	483	15.32%	<div><div></div></div>	
3	(3)	223	7.07%	<div><div></div></div>	
2	(2)	76	2.41%	<div><div></div></div>	
1-Unexceptional	(1)	41	1.30%	<div><div></div></div>	
0 - Not At All	(0)	51	1.62%	<div><div></div></div>	
				0 25 50 100	Question
Response Rate				Mean	STD
3152/4224 (74.62%)				4.57	0.83
					Median
					5.00


Eastern New Mexico University - Roswell

Student Course Evaluation Spring 2022


Level: Eastern New Mexico University - Roswell

Response Rate: 3200/4224 (75.76 %)


4 - To what extent was your instructor....Enthusiastic: My instructor expressed enthusiasm for the material and inspired me to engage with the subject.

Response Option	Weight	Frequency	Percent	Percent Responses	Means
5-Exceptional	(5)	2260	71.72%		4.57
4	(4)	498	15.80%		
3	(3)	240	7.62%		
2	(2)	81	2.57%		
1-Unexceptional	(1)	31	0.98%		
0 - Not At All	(0)	41	1.30%		
				0 25 50 100	Question
Response Rate				Mean	STD
3151/4224 (74.60%)				4.57	0.82
					Median
					5.00

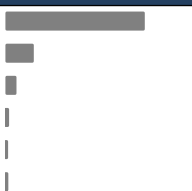
5 - To what extent was your instructor....Engaged: My instructor found multiple different ways to explore, simplify, and clarify complex ideas.

Response Option	Weight	Frequency	Percent	Percent Responses	Means
5-Exceptional	(5)	2209	70.22%		4.54
4	(4)	500	15.89%		
3	(3)	261	8.30%		
2	(2)	87	2.77%		
1-Unexceptional	(1)	35	1.11%		
0 - Not At All	(0)	54	1.72%		
				0 25 50 100	Question
Response Rate				Mean	STD
3146/4224 (74.48%)				4.54	0.85
					Median
					5.00

6 - To what extent was your instructor....Accessible: My instructor kept me informed and was responsive to my questions, concerns, and outreach for additional support.

Response Option	Weight	Frequency	Percent	Percent Responses	Means
5-Exceptional	(5)	2292	72.65%		4.58
4	(4)	473	14.99%		
3	(3)	221	7.00%		
2	(2)	70	2.22%		
1-Unexceptional	(1)	45	1.43%		
0 - Not At All	(0)	54	1.71%		
				0 25 50 100	Question
Response Rate				Mean	STD
3155/4224 (74.69%)				4.58	0.83
					Median
					5.00

7 - To what extent was your instructor....Knowledgeable: My instructor knew the material and demonstrated knowledge of the subject area.

Response Option	Weight	Frequency	Percent	Percent Responses	Means
5-Exceptional	(5)	2383	75.72%		4.66
4	(4)	485	15.41%		
3	(3)	189	6.01%		
2	(2)	40	1.27%		
1-Unexceptional	(1)	23	0.73%		
0 - Not At All	(0)	27	0.86%		
				0 25 50 100	Question
Response Rate				Mean	STD
3147/4224 (74.50%)				4.66	0.72
					Median
					5.00

Eastern New Mexico University - Roswell

Student Course Evaluation Spring 2022

Level: Eastern New Mexico University - Roswell

Response Rate: 3200/4224 (75.76 %)

8 - To what extent was your instructor....Focused: My instructor clearly presented the course material and objectives.

Response Option	Weight	Frequency	Percent	Percent Responses	Means			
5-Exceptional	(5)	2283	72.43%		<div>4.58</div>			
4	(4)	497	15.77%					
3	(3)	230	7.30%					
2	(2)	72	2.28%					
1-Unexceptional	(1)	30	0.95%					
0 - Not At All	(0)	40	1.27%					
				02550100	Question			
Response Rate				Mean		STD		Median
3152/4224 (74.62%)				4.58		0.80		5.00

9 - To what extent was your instructor....Organized: My instructor organized and presented discussions, issues, tasks, and assignments efficiently.

Response Option	Weight	Frequency	Percent	Percent Responses	Means			
5-Exceptional	(5)	2263	71.80%					
4	(4)	511	16.21%					
3	(3)	239	7.58%					
2	(2)	68	2.16%					
1-Unexceptional	(1)	34	1.08%					
0 - Not At All	(0)	37	1.17%					
				02550100	Question			
Response Rate				Mean		STD		Median
3152/4224 (74.62%)				4.57		0.81		5.00

10 - To what extent was your instructor....A Fair Grader: My instructor measured my learning in timely, diverse, and generous ways.

Response Option	Weight	Frequency	Percent	Percent Responses	Means				
5-Exceptional	(5)	2252	71.45%						
4	(4)	528	16.75%						
3	(3)	222	7.04%						
2	(2)	63	2.00%						
1-Unexceptional	(1)	38	1.21%						
0 - Not At All	(0)	49	1.55%						
				02550100	Question				
Response Rate				Mean		STD		Median	
3152/4224 (74.62%)				4.58		0.81		5.00	

11 - Considering your experience as a whole, would you take another course from your instructor?

Response Option	Weight	Frequency	Percent	Percent Responses	Means			
Yes	(2)	2867	91.39%	<div><div></div></div>	<div><div>1.91</div></div>			
No	(1)	270	8.61%	<div><div></div></div>				
				02550100	Question			
Response Rate				Mean		STD		Median
3137/4224 (74.27%)				1.91		0.28		2.00

Eastern New Mexico University - Roswell

Student Course Evaluation Spring 2022

Level:

Eastern New Mexico University - Roswell

Response Rate:

3200/4224 (75.76 %)

12 - Were the facilities, technology, and support adequate for you?

Response Option	Weight	Frequency	Percent	Percent Responses	Means			
Yes	(2)	2814	89.59%	<div> <div></div> <div></div> <div></div> </div>	<div> <div>1.95</div> <div></div> </div>			
No	(1)	149	4.74%					
Not applicable	(0)	178	5.67%					
				02550100	Question			
Response Rate				Mean		STD		Median
3141/4224 (74.36%)				1.95		0.22		2.00

Mean of Means Calculations	Mean			
Mean of Means	4.59			