

Eastern New Mexico University - Roswell

Student Course Evaluation Fall 2021

Level: Eastern New Mexico University - Roswell

Response Rate: 3630/5794 (62.65 %)

At A Glance: Instructor At A Glance

5-Exceptional

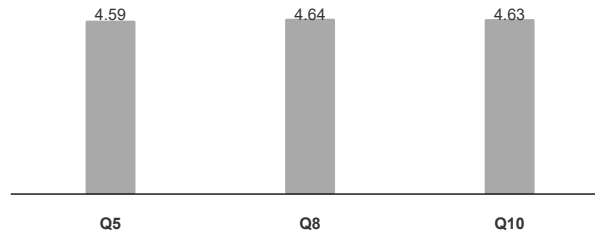
4

3

2

1-Unexceptional

0 - Not At All



Q5 - To what extent was your instructor....Engaged: My instructor found multiple different ways to explore, simplify, and clarify complex ideas.

Q8 - To what extent was your instructor....Focused: My instructor clearly presented the course material and objectives.

Q10 - To what extent was your instructor....A Fair Grader: My instructor measured my learning in timely, diverse, and generous ways.

1 - To what extent was your instructor....Respectful: My instructor created an unbiased environment conducive to learning.

Response Option	Weight	Frequency	Percent	Percent Responses	Means
5-Exceptional	(5)	2854	78.86%	<div><div></div></div>	4.70
4	(4)	463	12.79%	<div><div></div></div>	
3	(3)	200	5.53%	<div><div></div></div>	
2	(2)	49	1.35%	<div><div></div></div>	
1-Unexceptional	(1)	21	0.58%	<div><div></div></div>	
0 - Not At All	(0)	32	0.88%	<div><div></div></div>	
				0 25 50 100	Question
Response Rate				Mean	STD
3619/5794 (62.46%)				4.70	0.69
					Median
					5.00

2 - To what extent was your instructor.... Challenging: My instructor encouraged me to engage creatively and critically with complex tasks.

Response Option	Weight	Frequency	Percent	Percent Responses	Means
5-Exceptional	(5)	2739	76.21%	<div><div></div></div>	4.65
4	(4)	517	14.39%	<div><div></div></div>	
3	(3)	202	5.62%	<div><div></div></div>	
2	(2)	79	2.20%	<div><div></div></div>	
1- Unexceptional	(1)	23	0.64%	<div><div></div></div>	
0 - Not At All	(0)	34	0.95%	<div><div></div></div>	
				0 25 50 100	Question
Response Rate				Mean	STD
3594/5794 (62.03%)				4.65	0.74
					Median
					5.00

3 - To what extent was your instructor....Communicative: My instructor communicated effectively and responded to my questions and concerns in a helpful manner.

Response Option	Weight	Frequency	Percent	Percent Responses	Means
5-Exceptional	(5)	2704	75.89%	<div><div></div></div>	4.64
4	(4)	501	14.06%	<div><div></div></div>	
3	(3)	203	5.70%	<div><div></div></div>	
2	(2)	80	2.25%	<div><div></div></div>	
1-Unexceptional	(1)	30	0.84%	<div><div></div></div>	
0 - Not At All	(0)	45	1.26%	<div><div></div></div>	
				0 25 50 100	Question
Response Rate				Mean	STD
3563/5794 (61.49%)				4.64	0.76
					Median
					5.00



Eastern New Mexico University - Roswell

Student Course Evaluation Fall 2021

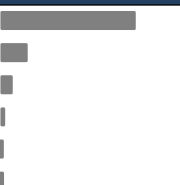

Level: Eastern New Mexico University - Roswell

Response Rate: 3630/5794 (62.65 %)



4 - To what extent was your instructor....Enthusiastic: My instructor expressed enthusiasm for the material and inspired me to engage with the subject.

Response Option	Weight	Frequency	Percent	Percent Responses	Means			
5-Exceptional	(5)	2693	75.52%					
4	(4)	503	14.11%					
3	(3)	214	6.00%					
2	(2)	84	2.36%					
1-Unexceptional	(1)	35	0.98%					
0 - Not At All	(0)	37	1.04%					
				02550100	Question			
Response Rate				Mean		STD		Median
3566/5794 (61.55%)				4.63		0.79		5.00



5 - To what extent was your instructor....Engaged: My instructor found multiple different ways to explore, simplify, and clarify complex ideas.

Response Option	Weight	Frequency	Percent	Percent Responses	Means			
5-Exceptional	(5)	2614	73.53%					
4	(4)	527	14.82%					
3	(3)	238	6.69%					
2	(2)	92	2.59%					
1-Unexceptional	(1)	40	1.13%					
0 - Not At All	(0)	44	1.24%					
				02550100	Question			
Response Rate				Mean		STD		Median
3555/5794 (61.36%)				4.59		0.82		5.00

6 - To what extent was your instructor....Accessible: My instructor kept me informed and was responsive to my questions, concerns, and outreach for additional support.

Response Option	Weight	Frequency	Percent	Percent Responses	Means			
5-Exceptional	(5)	2716	76.40%					
4	(4)	477	13.42%					
3	(3)	201	5.65%					
2	(2)	89	2.50%					
1-Unexceptional	(1)	39	1.10%					
0 - Not At All	(0)	33	0.93%					
				02550100	Question			
Response Rate				Mean		STD		Median
3555/5794 (61.36%)				4.63		0.79		5.00

7 - To what extent was your instructor....Knowledgeable: My instructor knew the material and demonstrated knowledge of the subject area.

Response Option	Weight	Frequency	Percent	Percent Responses	Means			
5-Exceptional	(5)	2815	79.07%					
4	(4)	465	13.06%					
3	(3)	173	4.86%					
2	(2)	61	1.71%					
1-Unexceptional	(1)	22	0.62%					
0 - Not At All	(0)	24	0.67%					
				02550100	Question			
Response Rate				Mean	STD		Median	
3560/5794 (61.44%)				4.69	0.70		5.00	

Eastern New Mexico University - Roswell

Student Course Evaluation Fall 2021

Level: Eastern New Mexico University - Roswell

Response Rate: 3630/5794 (62.65 %)

8 - To what extent was your instructor....Focused: My instructor clearly presented the course material and objectives.

Response Option	Weight	Frequency	Percent	Percent Responses	Means
5-Exceptional	(5)	2722	76.29%		4.64
4	(4)	496	13.90%		
3	(3)	216	6.05%		
2	(2)	75	2.10%		
1-Unexceptional	(1)	27	0.76%		
0 - Not At All	(0)	32	0.90%		
				0 25 50 100	Question
Response Rate				Mean	STD
3568/5794 (61.58%)				4.64	0.76
					Median
					5.00

9 - To what extent was your instructor....Organized: My instructor organized and presented discussions, issues, tasks, and assignments efficiently.

Response Option	Weight	Frequency	Percent	Percent Responses	Means
5-Exceptional	(5)	2702	75.94%		4.63
4	(4)	492	13.83%		
3	(3)	214	6.01%		
2	(2)	79	2.22%		
1-Unexceptional	(1)	39	1.10%		
0 - Not At All	(0)	32	0.90%		
				0 25 50 100	Question
Response Rate				Mean	STD
3568/5794 (61.41%)				4.63	0.79
					Median
					5.00

10 - To what extent was your instructor....A Fair Grader: My instructor measured my learning in timely, diverse, and generous ways.

Response Option	Weight	Frequency	Percent	Percent Responses	Means
5-Exceptional	(5)	2722	76.40%		4.63
4	(4)	446	12.52%		
3	(3)	244	6.85%		
2	(2)	79	2.22%		
1-Unexceptional	(1)	30	0.84%		
0 - Not At All	(0)	42	1.18%		
				0 25 50 100	Question
Response Rate				Mean	STD
3563/5794 (61.49%)				4.63	0.78
					Median
					5.00

11 - Considering your experience as a whole, would you take another course from your instructor?

Response Option	Weight	Frequency	Percent	Percent Responses	Means
Yes	(2)	3213	90.46%		1.90
No	(1)	339	9.54%		
				0 25 50 100	Question
Response Rate				Mean	STD
3552/5794 (61.30%)				1.90	0.29
					Median
					2.00





Eastern New Mexico University - Roswell

Student Course Evaluation Fall 2021

Level: Eastern New Mexico University - Roswell

Response Rate: 3630/5794 (62.65 %)

12 - Were the facilities, technology, and support adequate for you?

Response Option	Weight	Frequency	Percent	Percent Responses	Means			
Yes	(2)	3219	90.52%			1.96		
No	(1)	128	3.60%					
Not applicable	(0)	209	5.88%					
				0 25 50 100	Question			
Response Rate				Mean	STD	Median		
3556/5794 (61.37%)				1.96	0.19	2.00		

Mean of Means Calculations	Mean			
Mean of Means	4.64			